

DESCRIPTION:

Wire mesh over an elastomer is a double layer of wire mesh knitted over a round or rectangular core of elastomer. The mesh layers provide EMI/RFI shielding, while the elastomer acts as a dust and moisture seal. The standard mesh material is monel or tin-plated copper clad steel (SnCuFe).

APPLICATION:

Wire mesh over elastomer combinations is used with doors, cabinets, and where surfaces may be uneven and low closure forces exist. For the many applications that require "cut-to-length" pieces that must be terminated with adhesive to stop the fraying of the knitted mesh, Nolato Jabar has devised a "co-extrusion" method of manufacturing silicone knit-overs, which results in a "Self-Terminating" material supplied in continuous lengths for use in a production line. Our new "Self-Terminating" can be specified by replacing the "0" in the fifth digit of our part number with "1" (silicone cores only).


AVAILABLE WIRE MESH

Part No.	Wire	Specification	Diameter
5x1	Monel	QQ-N-281b	.0045
5x2	SnCuFe	ASTM B520	.0045
5x3	Aluminum	AMS 4182	.0050
5x4	SnPhBronze	ASTM B105	.0045
5x5	AGBrass	QQ-W-321	.0045
5x6	Stainless	Alloy 304	.0060

SPECIFICATIONS:

Listed in table 5.1 are those wire mesh materials most commonly used for EMI/RFI shielding. Other metals are available by special request.

AVAILABLE ELASTOMERS

51x	Neoprene Sponge Core
52x	Silicone Sponge Core
53x	Neoprene Solid Core
54x	Silicone Solid Core
55x	Silicone Tube (.040 wall thickness)
56x	Neoprene Tube (.040 wall thickness)

AVAILABLE CROSS-SECTIONS

Part No.	Cross-Section	Table	Figure
1xxx	Rectangular	5.3	5.1
2xxx	Round	5.4	5.2
3xxx	Dumbbell	5.5	5.3
4xxx	Tadpole	5.6	5.4

PERFORMANCE CHARACTERISTICS RECTANGULAR GASKETING

Material:	Monel	SnCuFe	Aluminum	SnPhBronze
Shielding db: 100 KHz	45	50	40	65
10 MHz	115	115	100	120
500 MHz	110	110	90	110
1 GHz	95	95	80	95
Closure Force: (Min psi)	10	10	10	10

Wire Mesh Over Elastomers

Series 500

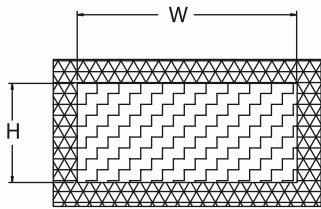


FIGURE 5.1 - RECTANGLE GASKET




TABLE 5.4

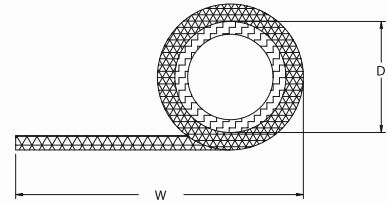


FIGURE 5.4 - TADPOLE GASKET

RECTANGULAR GASKETING

Part No.	W	H
1001	0.062	0.062
1002	0.062	0.125
1003	0.062	0.187
1004	0.062	0.250
1005	0.062	0.312
1006	0.062	0.375
1007	0.062	0.500
1033	0.062	0.625
1034	0.062	0.750
1035	0.062	1.000
1008	0.093	0.093
1009	0.093	0.125
1010	0.093	0.187
1011	0.093	0.250
1012	0.093	0.312
1013	0.093	0.375
1014	0.093	0.500
1036	0.093	0.625
1015	0.125	0.125
1037	0.125	0.156
1016	0.125	0.187
1017	0.125	0.250
1018	0.125	0.312
1020	0.125	0.500
1038	0.125	0.625
1039	0.125	0.750
1040	0.125	1.000
1021	0.187	0.187
1022	0.187	0.250
1019	0.125	0.375
1023	0.187	0.312
1024	0.187	0.375
1025	0.187	0.500
1041	0.187	0.625
1042	0.187	0.750
1043	0.187	1.000
1026	0.250	0.250
1027	0.250	0.312
1028	0.250	0.375
1029	0.250	0.500
1030	0.312	0.312
1031	0.375	0.375
1032	0.375	0.625
1044	0.250	0.625

TABLE 5.3

ROUND GASKETING

Part No.	Diameter
2001	0.062
2002	0.093
2003	0.125
2004	0.156
2005	0.187
2006	0.250
2007	0.312
2008	0.375
2009	0.437
2010	0.500

FIGURE 5.2 - ROUND GASKET

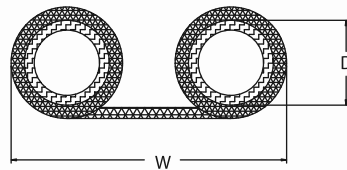


FIGURE 5.3 - DUMBELL GASKET

DUMBELL GASKETING

Part No.	D (bulbs)	W (overall)
3050	0.062	0.375
3051	0.062	0.500
3052	0.062	0.625
3053	0.062	0.675
3054	0.062	0.750
3055	0.062	0.875
3056	0.093	0.500
3057	0.125	0.500
3058	0.125	0.625
3059	0.125	0.675
3060	0.125	0.750
3061	0.125	0.875
3062	0.125	1.000
3063	0.187	0.625
3064	0.187	0.750
3065	0.187	0.875
3066	0.187	1.000
3067	0.250	0.750
3068	0.250	0.875
3069	0.250	1.000
3070	0.250	1.250
3071	0.375	1.000
3072	0.375	1.250

TABLE 5.5

TADPOLE GASKETING

Part No.	D (bulb)	W (overall)
4050	0.062	0.375
4051	0.062	0.500
4052	0.062	0.625
4053	0.062	0.750
4054	0.093	0.375
4088	0.093	0.500
4055	0.093	0.750
4056	0.125	0.375
4057	0.125	0.437
4058	0.125	0.500
4059	0.125	0.562
4060	0.125	0.625
4061	0.125	0.750
4062	0.156	0.500
4063	0.156	0.625
4064	0.156	0.750
4065	0.187	0.437
4066	0.187	0.500
4067	0.187	0.625
4068	0.187	0.750
4069	0.187	0.875
4070	0.250	0.500
4071	0.250	0.625
4072	0.250	0.750
4073	0.250	0.875
4074	0.250	1.000
4075	0.312	0.625
4076	0.312	0.750
4077	0.312	0.875
4078	0.375	0.625
4079	0.375	0.750
4080	0.375	0.875
4081	0.375	1.000
4082	0.437	0.750
4083	0.437	0.875
4084	0.437	1.000
4085	0.500	0.750
4086	0.500	0.875
4087	0.500	1.000

TABLE 5.6